

ROTORS SPRAYS VALVES CONTROLLERS SENSORS CENTRAL CONTROLS MICRO

# I-20

ultra

# Hunter®

**NEW**





## Do the Math.

Let's sum this up: 18 nozzles + 17 to 46 foot radius + 6 body choices = 1 indispensable rotor. That's the difference of the I-20 Ultra, whether you've got a small area, sandy soil, or a mix of shrubs and grass. Now we've added automatic arc return; non-reversing 360, from 50 to 360 degrees; and a non-strippable, vandal-proof drive mechanism that prevents gear stripping and saves you repair costs. Adding FloStop® control, easy through-the-top arc adjustment, and a standard drain-check valve all equate to one prime product.




I-20 Ultra  
6" stainless riser



Blue standard  
nozzles included

P/N 782900

Gray low-angle  
nozzles included



Optional  
short-radius nozzles

P/N 466100



FloStop® stops the flow of water to individual heads while the system is running. Perform maintenance, change nozzles, or simply keep selected portions of landscape dry while the rest of your system is running.



Extra strong spring is ready to work hard, for reliable retraction every time.



Hunter's famous blue square-top nozzles come with every I-20 Ultra, as well as 4 low angle nozzles.

# I-20 ULTRA

**NEW**

**Patented non-reversing 360** Part and full circle in one model, 50–360 degrees.



Light blue turret continuously turns 360 degrees counterclockwise.



**Saves water, reduces liability** Standard factory-installed drain check valve for up to 10' of elevation change.

**Available in** Shrub, 4", 6", and 12" pop-up.



For a toughness that can't be touched, the I-20 Ultra 4-inch and 6-inch models are also available in stainless steel. Always number one.



I-20 Ultra purple rubber covers indicate when non-potable water is being used.

**NEW**


**Automatic arc return** Returns to the original arc regardless of where the turret is turned.

**Blue square top nozzles** A full rack of easy to install nozzles, including 8 standard, 4 optional low angle.

**NEW**

**Patented non-strippable, vandal-proof drive mechanism** Enables the turret to be turned without causing damage.

The I-20 Ultra's backdrive mechanism up close.



**Five-year warranty** The most reliable rotor on the market with the power to back it up.

**NEW**

**Thick rubber cover** Safer top allows the same through-the-top arc adjustment.



**Hunter®**

# Charts and Specs

I-20 Ultra Blue Standard Nozzle Performance Data					
Nozzle	Pressure PSI	Radius ft.	Flow GPM	Precip in/hr	
				■	▲
<b>1.5</b>	25	29'	1.2	0.27	0.32
	35	31'	1.4	0.28	0.32
	<b>45</b>	<b>31'</b>	<b>1.5</b>	<b>0.30</b>	<b>0.35</b>
	55	32'	1.8	0.34	0.39
	65	32'	1.9	0.36	0.41
<b>2.0</b>	25	33'	1.4	0.25	0.29
	35	33'	1.7	0.30	0.35
	<b>45</b>	<b>34'</b>	<b>2.0</b>	<b>0.33</b>	<b>0.38</b>
	55	34'	2.1	0.35	0.40
	65	32'	2.3	0.43	0.50
<b>2.5</b>	25	33'	1.7	0.30	0.35
	35	35'	2.1	0.33	0.38
	<b>45</b>	<b>35'</b>	<b>2.5</b>	<b>0.39</b>	<b>0.45</b>
	55	35'	2.6	0.41	0.47
	65	35'	2.9	0.46	0.53
<b>3.0</b>	25	35'	2.2	0.35	0.40
	35	36'	2.7	0.40	0.46
	<b>45</b>	<b>38'</b>	<b>3.0</b>	<b>0.40</b>	<b>0.46</b>
	55	39'	3.4	0.43	0.50
	65	39'	3.7	0.47	0.54
<b>4.0</b>	25	37'	3.0	0.42	0.49
	35	39'	3.5	0.44	0.51
	<b>45</b>	<b>40'</b>	<b>4.0</b>	<b>0.48</b>	<b>0.56</b>
	55	41'	4.5	0.52	0.60
	65	41'	4.8	0.55	0.63
<b>5.0</b>	25	37'	3.7	0.52	0.60
	35	39'	4.5	0.57	0.66
	<b>45</b>	<b>42'</b>	<b>5.0</b>	<b>0.55</b>	<b>0.63</b>
	55	42'	5.7	0.62	0.72
	65	42'	6.2	0.68	0.78
<b>6.0</b>	25	38'	4.3	0.57	0.66
	35	40'	5.6	0.67	0.78
	<b>45</b>	<b>43'</b>	<b>6.0</b>	<b>0.62</b>	<b>0.72</b>
	55	44'	6.7	0.67	0.77
	65	44'	7.3	0.73	0.84
<b>8.0</b>	25	37'	6.0	0.84	0.97
	35	41'	7.0	0.80	0.93
	<b>45</b>	<b>44'</b>	<b>8.0</b>	<b>0.80</b>	<b>0.92</b>
	55	46'	9.0	0.82	0.95
	65	46'	9.8	0.89	1.03

I-20 Ultra Low Angle Nozzle Performance Data					
Nozzle	Pressure PSI	Radius ft.	Flow GPM	Precip in/hr	
				■	▲
<b>2.0</b>	30	25'	1.6	0.49	0.57
	40	27'	1.9	0.50	0.58
	<b>50</b>	<b>28'</b>	<b>2.1</b>	<b>0.52</b>	<b>0.60</b>
	60	30'	2.3	0.49	0.57
<b>2.5</b>	30	27'	2.1	0.55	0.64
	40	30'	2.5	0.53	0.62
	<b>50</b>	<b>33'</b>	<b>2.8</b>	<b>0.49</b>	<b>0.57</b>
	60	35'	3.0	0.47	0.54
<b>3.5</b>	30	29'	2.8	0.64	0.74
	40	32'	3.1	0.58	0.67
	<b>50</b>	<b>35'</b>	<b>3.5</b>	<b>0.55</b>	<b>0.64</b>
	60	37'	3.8	0.53	0.62
<b>4.5</b>	30	29'	3.4	0.78	0.90
	40	32'	3.9	0.73	0.85
	<b>50</b>	<b>35'</b>	<b>4.4</b>	<b>0.69</b>	<b>0.80</b>
<b>60</b>	37'	4.7	0.66	0.76	

**Note:** All precipitation rates calculated for 180 degree operation. For the precipitation rate for a 360 degree sprinkler, divide by 2.

I-20 Ultra 18' Short Radius Nozzle Performance Data					
Nozzle	Pressure PSI	Radius ft.	Flow GPM	Precip in/hr	
				■	▲
<b>.50</b>	30	17'	0.36	0.24	0.28
	40	17'	0.43	0.29	0.33
	<b>50</b>	<b>18'</b>	<b>0.50</b>	<b>0.30</b>	<b>0.34</b>
	60	19'	0.57	0.30	0.35
<b>1.0</b>	30	17'	0.78	0.52	0.60
	40	17'	0.90	0.60	0.69
	<b>50</b>	<b>18'</b>	<b>1.0</b>	<b>0.59</b>	<b>0.69</b>
	60	19'	1.1	0.59	0.68
<b>2.0</b>	30	17'	1.4	0.93	1.08
	40	17'	1.7	1.13	1.31
	<b>50</b>	<b>18'</b>	<b>2.0</b>	<b>1.19</b>	<b>1.37</b>
	60	19'	2.2	1.17	1.35

I-20 Ultra 25' Short Radius Nozzle Performance Data						
Nozzle	Pressure PSI	Radius ft.	Flow GPM	Precip in/hr		
				■	▲	
<b>.75</b>	30	23'	0.58	0.21	0.24	
	40	24'	0.68	0.23	0.26	
	<b>50</b>	<b>25'</b>	<b>0.75</b>	<b>0.23</b>	<b>0.27</b>	
<b>SR</b>	60	26'	0.83	0.24	0.27	
	<b>1.5</b>	30	23'	1.1	0.40	0.46
		40	24'	1.3	0.43	0.50
<b>50</b>		<b>25'</b>	<b>1.5</b>	<b>0.46</b>	<b>0.53</b>	
<b>SR</b>	60	26'	1.6	0.46	0.53	
	<b>3.0</b>	30	23'	2.5	0.91	1.05
		40	24'	2.7	0.90	1.04
<b>50</b>		<b>25'</b>	<b>3.0</b>	<b>0.92</b>	<b>1.07</b>	
<b>SR</b>	60	26'	3.1	0.88	1.02	

## SPECIFICATION BUILDER

MODEL	FEATURES	OPTIONS
I-20-00 = Shrub	XX, R	XX = 8 Standard blue and 4 gray low-angle nozzles  1.5 - 4.0 = Factory-installed nozzle number
<b>I-20-04</b> = 4" Pop-up	XX, NCV, R, <b>SS</b> , SS-NCV, SS-R, CS	
I-20-06 = 6" Pop-up	XX, R, SS, SS-R	
I-20-12 = 12" Pop-up	R	
▶ <b>I20-04</b>	▶ <b>SS</b>	▶ <b>3.0</b>

EXAMPLE ▶ **I-20-04 - SS - 3.0**

### KEY TO FEATURES

- XX** = Adjustable arc 50-360 degrees, plastic riser, with check valve
- NCV** = Adjustable arc 50-360 degrees, plastic riser, without check valve
- R** = Adjustable arc 50-360 degrees, with check valve and reclaimed water ID
- SS** = Adjustable arc 50-360 degrees, stainless steel riser, with check valve
- SS-NCV** = Adjustable arc 50-360 degrees, stainless steel riser, without check valve
- SS-R** = Adjustable arc 50-360 degrees, stainless steel riser, with check valve and reclaimed water ID
- CS** = Clear sprinkler, I-20-04 only (demonstration only)